

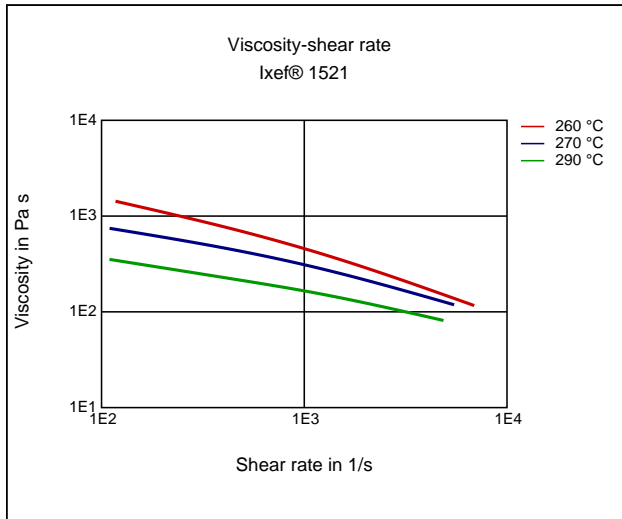
**Ixef® 1521**  
**PARA-GF50**

Syensqo

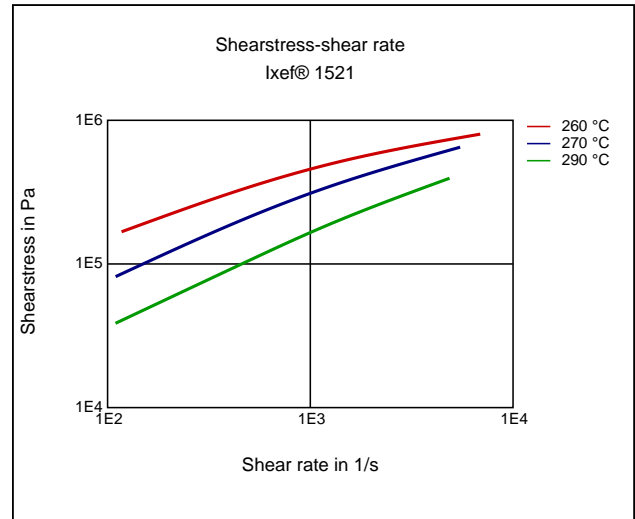
Mechanical Properties	Value	Unit	Test Standard
<b>ISO Data</b>			
Tensile Modulus	20000	MPa	ISO 527
Stress at Break	230	MPa	ISO 527
Strain at Break	1.9	%	ISO 527
Flexural Modulus (23°C)	20000	MPa	ISO 178
<b>ASTM Data</b>			
Notched Impact Strength (Izod), 1/8 in	95	J/m	ASTM D 256
Impact Strength (Izod), 1/8 in	700	J/m	ASTM D 256
Thermal Properties	Value	Unit	Test Standard
<b>ISO Data</b>			
Temp. of deflection under load (1.80 MPa)	230	°C	ISO 75-1/-2
Coeff. of Linear Therm. Expansion, parallel	17	E-6/K	ISO 11359-1/-2
Burning Behav. at 1.5 mm Nom. Thickn.	V-0	class	UL 94
Thickness tested	1.5	mm	-
Burning Behav. at thickness h	V-0	class	UL 94
Thickness tested	0.8	mm	-
Burning Behav. 5V at Thickness h	5VA	class	IEC 60695-11-20
Thickness tested	1.5	mm	-
Oxygen index	32	%	ISO 4589-1/-2
Electrical Properties	Value	Unit	Test Standard
<b>ISO Data</b>			
Volume Resistivity	1E11	Ohm*m	IEC 62631-3-1
Electric Strength	29	kV/mm	IEC 60243-1
Comparative tracking index	400	-	IEC 60112
Other Properties	Value	Unit	Test Standard
<b>ISO Data</b>			
Density	1750	kg/m³	ISO 1183
Processing Recommendation Injection Molding	Value	Unit	Test Standard
Pre-drying - Temperature	120	°C	-
Pre-drying - Time	0.5 - 1.5	h	-
Melt temperature	270	°C	-
Mold temperature	120 - 140	°C	-
Zone 1	250 - 260	°C	-
Zone 2	260 - 290	°C	-

## Diagrams

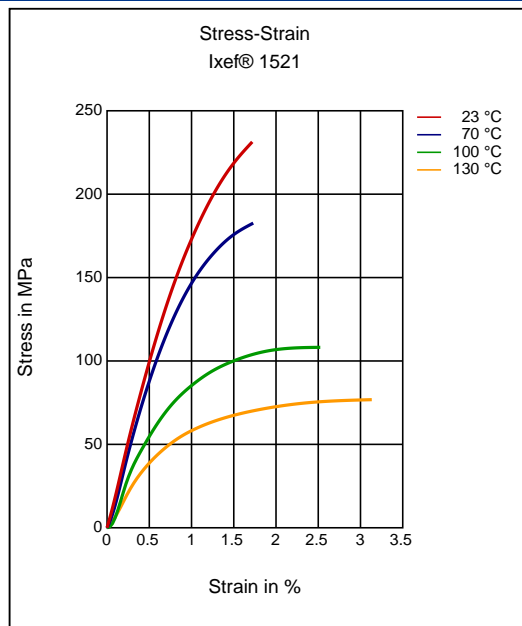
### Viscosity-shear rate



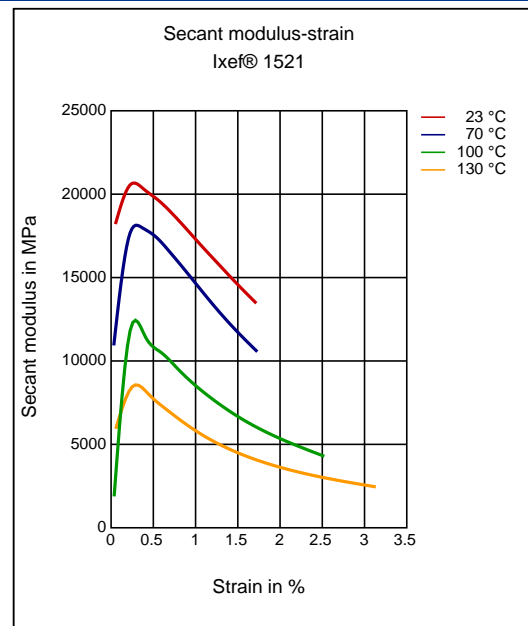
### Shearstress-shear rate



### Stress-strain



### Secant modulus-strain



## Characteristics

### Processing

Injection Molding

### Delivery form

Pellets, Black, Natural Color

### Special Characteristics

Flame retardant

### Features

Creep Resistance

### Chemical Resistance

General Chemical Resistance

### Applications

Aircraft and Aerospace, Automotive, Electrical and Electronical

## Disclaimer

#### Liability Exclusion

These guide values are measured and provided by the product manufacturer and have been determined on standardised test specimens and can be affected by pigmentation, mould design and processing conditions. M-Base has taken the guide values from the producer's original Technical Data Sheet. **ALBIS AND M-BASE ARE THEREFORE NOT RESPONSIBLE FOR THE ACCURACY OF THE GUIDE VALUES AND CANNOT GIVE ANY WARRANTY WITH REGARD TO THEIR CORRECTNESS.**

Any information given on the chemical and physical characteristics of our products, including, without limitation, technical advice on applications, whether verbally, in writing or by testing the product, is given to the best of our knowledge and in good faith and does not exempt the buyer from carrying out their own investigations and tests in order to ascertain the product's specific suitability for the purpose intended.

The buyer is solely responsible for confirming the suitability of the product for a particular application, its utilization and processing and must observe any applicable laws and government regulations. **NO EXPRESS OR IMPLIED RECOMMENDATION OR WARRANTY IS GIVEN WITH REGARD TO THE SUITABILITY OF THE PRODUCT FOR A PARTICULAR APPLICATION, SUCH AS, BUT NOT LIMITED TO, SAFETY-CRITICAL COMPONENTS OR SYSTEMS.**

**Healthcare uses:** the supply of any product by ALBIS for any medical, pharmaceutical or diagnostic application is conditional to an assessment by ALBIS in terms of compliance with ALBIS' internal risk management policy – even for products which are in general designated for use in Healthcare applications.

**Important:** irrespective of product type or designation, ALBIS does not recommend or support the use of any products it supplies which fall into the following medical, pharmaceutical or diagnostic application categories:

- risk class III applications according to EU directive 93/42/EEC
- any bodily implant application for greater than 30 days
- any critical component in any medical device that supports or sustains human life.

At all times, our standard terms and conditions of sale apply.